

DIRECT LIT LED 2X2 FLAT PANEL PERFORMANCE SERIES

Typically used to replace 2'x2' and 2'x4' fluorescent fixtures, the Performance Series LED Flat Panel is designed to lay in drop ceilings in offices, schools and healthcare applications. The Flat Panels are fully dimmable, and are compatible with building controls, motion sensors, timers, and daylight harvesting systems.

The design of the panels produces an even, consistent shadowless light. The LEDs enable long life, high lumen maintenance, and high CRI, and are low maintenance and constructed without hazardous materials.

PROJECT NAME	
CATALOG NUMBER	
NOTES	
FIXTURE TYPE	ROOM SCHEDULE

FEATURES:

- Lumens: 3500K CCT: 3850
4100K CCT: 3850
5000K CCT: 3875
- 45 watts nominal
- 50,000 hour life at L70 standards
- 9.25 lbs.
- Standard dimming: 0-1-10V dimming
- **Optional dimming: IR Remote**
- 5 year limited warranty
- CRI: >80
- Fits standard T-bar and narrow grid drop ceilings
- LM79 test data is available online
- Also available in 1'x4' and 2'x4'
- Standard white finish
- Translucent white polystyrene face frame
- Includes integrated seismic clips

CONTROL:

- Standard integrated driver
- Up to 20 panels can be linked to each master panel



CONSTRUCTION:

- The face frame is satin polycarbonate, and the housing is steel, for easy maintenance.
- Lens is translucent white polystyrene
- Profile, including the control box, is 4.0 inches
- Unique mounting gives flush-fit in drop ceiling
- Modular construction for easy replacement of drivers or light boards
- Fixtures are Type IC rated for contact with insulation after installation

LUMINAIRE ORDERING INFORMATION:

Nominal Watts	Order Number	Model Number	Lumens	CRI	Lamp Life (Hrs.)	Dimensions (L"xW"xH")	CCT
45	71511	MLFP22DP4535*	3850	>80	50,000	23.8" x 23.8" x 4.0"	3500
	71509	MLFP22DP4541*	3850**				4100
	71510	MLFP22DP4550*	3875				5000

* Meets DLC requirements for Lay-in Flat Panel luminaires

** Data shown is preliminary, please contact MaxLite for most recent report data



DIRECT LIT LED 2X2 FLAT PANEL

PERFORMANCE SERIES

OPTIONAL ACCESSORIES:

Order Number	Model Number	Short Description
71583	MLFPIRK	IR control kit
71119	MLCHKSQ	Cable hung kit
71373	MLSMKFP22D	2x2 Direct Lit Surface Mount Kit

OPTIONS: Add option's suffix (below) to model numbers (above) when ordering options. (ie: **MLFP22DP4550MR**)

Option's Suffix	Description	Comments
EM	Emergency battery backup	90 min. @ 30% output

SPECIFICATIONS:

Item	Specification	MLFP22DP4535*	MLFP22DP4541*	MLFP22DP4550*
General Performance	Spacing Criteria	Available upon request		
	Color Temperature	3500K	4100K	5000K
	Lumens	3850 LM	3850 LM**	3875 LM
	Efficacy	82 LM/W	82 LM/W	82 LM/W
	Color Consistency	Proprietary binning for uniform color		
	Lumen Maintenance (L70)	50,000 hours		
Electrical	Power Factor	Over 95%		
	Input Voltage	120V-277V 50/60 Hz		
	Power Consumption	45 watts (nominal)		
Control	Dimming Switch	Standard 0-1-10V dimming Optional IR Dimming		
	Linking Lengths/Qty.	15 cable feet x 20 panels		
Physical	Dimensions (+/-1/16")	23.8" x 23.8" x 4.0"		
	Weight	9.25 lbs.		
	Housing	Steel		
	Optics	Translucent white polystyrene		
	Mounting	Fits standard grid for drop ceilings		
	Operating Temperature	-20°C to 50°C		
Certification	Humidity	20% - 85% RH, non condensing		
	Certification	ETL, cETL		
	Material Usage	RoHS compliant; no mercury		
	Environment	Indoor use		

MASTER / SATELLITE DEFINITION:

Each panel can be wired as a Master/Satellite panel. During mounting, one fixture in the room should be wired as a Master, and the others in the room should be wired as Satellites. The fixture comes with a standard low voltage phone bell cable.

IR DIMMING: When all the units are joined, one remote control aimed at the Master Unit will control all the other units in the room, up to a maximum of 20 units. With one click, all the units can be turned on, dimmed and turned off.

IR dimming is optional, see page 1 for ordering information.

BUILDING AUTOMATION COMPATIBLE:

Multiple panels can also be controlled from a single source. The panels can be linked to building automation systems. Contact your MaxLite representative for inquiries involving dimming control methods other than 0-1-10V, IR or Simple Dimming.

Lighting layouts and spacing criteria available upon request

* Meets DLC requirements for Lay-in Flat Panel luminaires

** Data shown is preliminary, please contact MaxLite for most recent report data

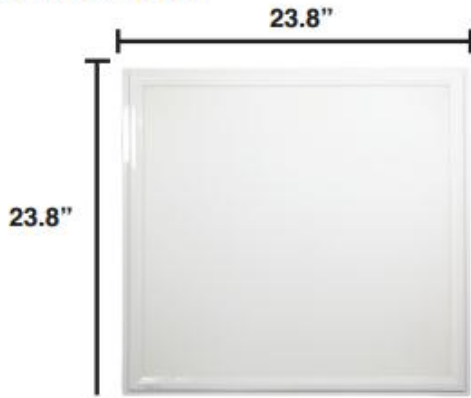
The manufacturer has certified this product to the California Energy Commission in accordance with California law.




DIRECT LIT LED 2X2 FLAT PANEL

PERFORMANCE SERIES

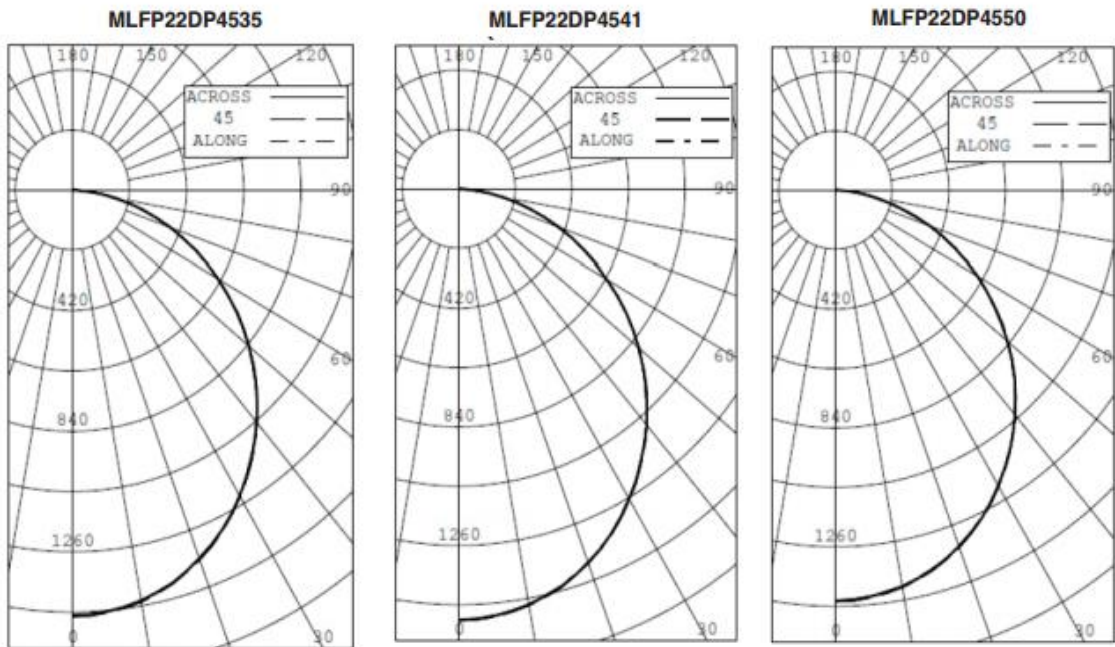
DIMENSIONS:



Reveal Dimensions:
23.4" x 23.4"



PHOTOMETRICS:



The manufacturer has certified this product to the California Energy Commission in accordance with California law.



Lighting layouts and spacing criteria available upon request